
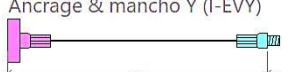
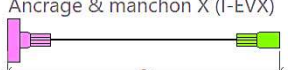
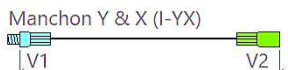

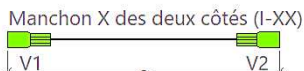

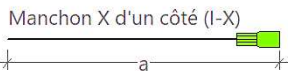



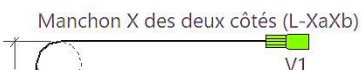

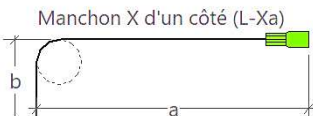
Projet:		Date:	
Adresse:		Ingénieur:	Entreprise:
Élément:		Remarques:	
Plan n°:	signé:		
Liste n°:	validé:		

Formes et assemblages

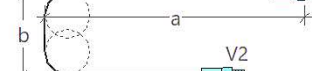

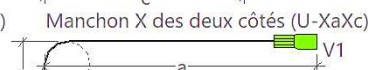

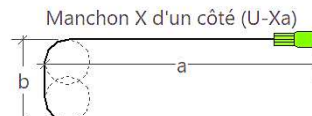
Longueur fixe (I)



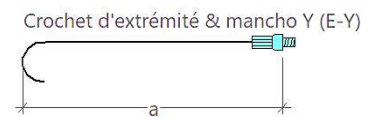
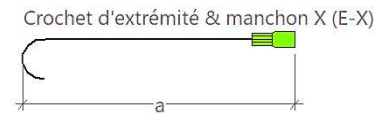
Crochet (L)



Étrier (U)




Crochet d'extrémité (E)



Xa: Manchon X longueur du côté a / Yb: Manchon Y longueur du côté b

Système d'armature filetée: FIRISA® P **Acier d'armature passive:** B500B



Pos.	∅	Quantité	Forme	Dimensions			Type	Application		Accessoires	Exemple	
				a [cm]	b [cm]	c [cm]		V1	V2			
											Pos.	BSP1
											∅	16
											Quantité	50
											Forme	U
											a [cm]	85
											b [cm]	25
											c [cm]	85
											Type	U-XaXc
											V1	DA-16/16
											V2	DA-16/16
											Accessoires	SH

Autres cintrages et types de combinaison sur demande.

SH: Aide au coffrage
VL-100: Latte de pose s = 100mm